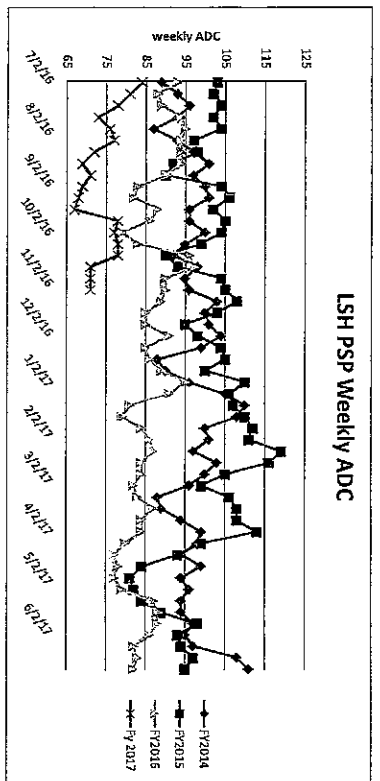
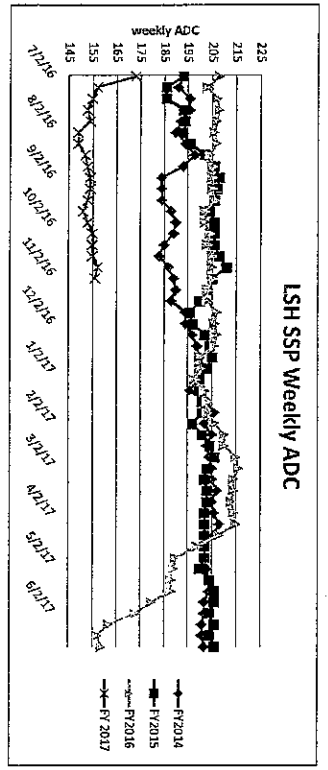


	FY 2016		FY 2017				
7/6/13	89	7/6/14	103	7/27/15	93	7/27/16	84
7/13/13	59	7/13/14	102	7/13/15	88	7/13/16	81
7/20/13	56	7/20/14	104	7/20/15	89	7/20/16	78
7/27/13	88	7/27/14	102	7/27/15	94	7/27/16	73
8/3/13	87	8/3/14	104	8/3/15	95	7/30/16	76
8/10/13	89	8/10/14	97	8/10/15	94	8/10/16	77
8/17/13	87	8/17/14	96	8/17/15	94	8/17/16	72
8/24/13	101	8/24/14	92	8/24/15	94	8/24/16	69
8/31/13	101	8/31/14	90	8/31/15	90	8/27/16	69
9/7/13	100	9/7/14	104	9/7/15	83	9/3/16	69
9/14/13	101	9/14/14	108	9/14/15	82	9/10/16	68
9/21/13	88	9/21/14	102	9/21/15	88	9/17/16	67
9/28/13	96	9/28/14	105	9/28/15	86	9/24/16	78
10/5/13	100	10/4/14	104	10/3/15	79	10/1/16	77
10/12/13	85	10/11/14	104	10/10/15	83	10/8/16	78
10/19/13	92	10/18/14	89	10/17/15	88	10/15/16	78
10/26/13	98	10/25/14	93	10/24/15	97	10/22/16	71
11/2/13	95	11/1/14	104	10/31/15	90	10/29/16	71
11/9/13	86	11/8/14	105	11/7/15	90	11/5/16	71
11/16/13	109	11/15/14	108	11/14/15	89	11/12/16	71
11/23/13	100	11/22/14	103	11/21/15	85	11/19/16	71
11/30/13	101	11/29/14	96	11/28/15	85	11/26/16	71
12/7/13	104	12/6/14	98	12/5/15	91	12/3/16	71
12/14/13	88	12/13/14	104	12/12/15	85	12/10/16	71
12/21/13	88	12/20/14	105	12/19/15	85	12/17/16	71
12/28/13	90	12/27/14	100	12/26/15	89	12/24/16	71
1/4/14	98	1/3/15	110	1/2/16	95	12/31/16	71
1/11/14	105	1/10/15	106	1/9/16	91	1/7/17	71
1/18/14	107	1/17/15	107	1/16/16	91	1/14/17	71
1/25/14	108	1/24/15	110	1/23/16	79	1/21/17	71
2/1/14	100	1/31/15	112	1/30/16	84	1/28/17	71
2/8/14	101	2/7/15	111	2/6/16	85	2/4/17	71
2/15/14	119	2/14/15	119	2/13/16	87	2/11/17	71
2/22/14	103	2/21/15	116	2/20/16	84	2/18/17	71
2/29/14	100	2/28/15	105	2/27/16	84	2/25/17	71
3/7/14	88	3/7/15	99	3/5/16	82	3/4/17	71
3/14/14	88	3/14/15	106	3/12/16	83	3/11/17	71
3/21/14	89	3/21/15	108	3/19/16	87	3/18/17	71
3/28/14	94	3/28/15	108	3/26/16	84	3/25/17	71
4/4/14	89	4/4/15	113	4/2/16	84	4/1/17	71
4/11/14	89	4/11/15	99	4/9/16	80	4/8/17	71
4/18/14	84	4/18/15	83	4/16/16	77	4/15/17	71
4/25/14	99	4/25/15	84	4/23/16	78	4/22/17	71
5/2/14	94	5/2/15	81	4/30/16	77	4/29/17	71
5/9/14	93	5/9/15	82	5/7/16	79	5/6/17	71
5/16/14	94	5/16/15	89	5/14/16	88	5/13/17	71
5/23/14	94	5/23/15	88	5/21/16	88	5/20/17	71
5/30/14	97	5/30/15	98	5/28/16	88	5/27/17	71
6/6/14	95	6/6/15	93	6/4/16	86	6/3/17	71
6/13/14	97	6/13/15	94	6/11/16	82	6/10/17	71
6/20/14	108	6/20/15	87	6/18/16	83	6/17/17	71
6/27/14	111	6/27/15	85	6/25/16	82	6/24/17	71

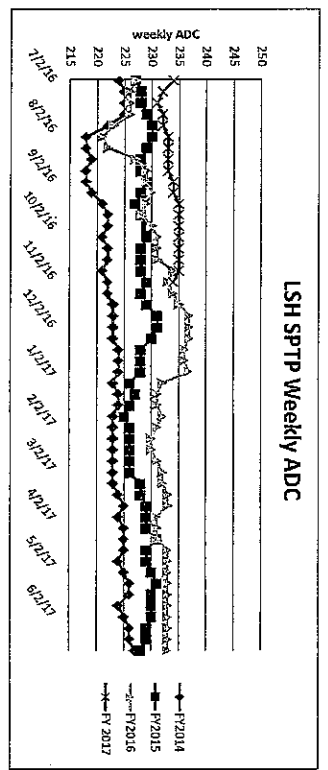


Date	FY 2016	FY 2015	FY 2014	FY 2013	
7/6/13	138	7/6/14	133	7/27/16	157
7/13/13	191	7/13/14	188	7/13/15	203
7/20/13	196	7/20/14	193	7/20/15	207
7/27/13	198	7/27/14	199	7/27/15	208
8/3/13	192	8/3/14	194	8/3/15	207
8/10/13	190	8/10/14	189	8/10/15	206
8/17/13	194	8/17/14	193	8/17/15	207
8/24/13	188	8/24/14	188	8/24/15	204
8/31/13	183	8/31/14	183	8/31/15	205
9/7/13	194	9/7/14	194	9/7/15	205
9/14/13	194	9/14/14	194	9/14/15	206
9/21/13	188	9/21/14	188	9/21/15	202
9/28/13	188	9/28/14	188	9/28/15	202
10/5/13	180	10/5/14	180	10/5/15	202
10/12/13	189	10/12/14	189	10/12/15	204
10/19/13	183	10/19/14	183	10/19/15	203
10/26/13	187	10/26/14	187	10/26/15	211
11/2/13	189	11/2/14	189	11/2/15	205
11/9/13	180	11/9/14	180	11/9/15	203
11/16/13	188	11/16/14	188	11/16/15	209
11/23/13	184	11/23/14	184	11/23/15	207
11/30/13	194	11/30/14	194	11/30/15	208
12/7/13	187	12/7/14	187	12/7/15	207
12/14/13	189	12/14/14	189	12/14/15	207
12/21/13	199	12/21/14	199	12/21/15	206
12/28/13	200	12/28/14	200	12/28/15	200
1/4/14	202	1/4/15	203	1/29/16	198
1/11/14	200	1/11/15	200	1/6/16	202
1/18/14	198	1/18/15	198	1/23/16	203
1/25/14	203	1/25/15	201	1/30/16	203
2/1/14	206	2/1/15	201	2/6/16	206
2/8/14	202	2/8/15	201	2/13/16	210
2/15/14	205	2/15/15	201	2/20/16	210
2/22/14	203	2/22/15	204	2/27/16	215
3/1/14	204	3/1/15	206	3/6/16	216
3/8/14	205	3/8/15	203	3/13/16	214
3/15/14	207	3/15/15	203	3/20/16	214
3/22/14	205	3/22/15	203	3/27/16	213
3/29/14	205	3/29/15	203	4/3/16	214
4/5/14	208	4/5/15	202	4/10/16	215
4/12/14	208	4/12/15	202	4/17/16	215
4/19/14	202	4/19/15	202	4/24/16	215
4/26/14	202	4/26/15	202	5/1/16	215
5/3/14	202	5/3/15	202	5/8/16	215
5/10/14	203	5/10/15	200	5/15/16	215
5/17/14	204	5/17/15	200	5/22/16	215
5/24/14	204	5/24/15	206	5/29/16	215
5/31/14	202	5/31/15	206	6/5/16	215
6/7/14	202	6/7/15	204	6/12/16	215
6/14/14	201	6/14/15	206	6/19/16	215
6/21/14	201	6/21/15	204	6/26/16	215
6/28/14	202	6/28/15	206	7/3/16	215

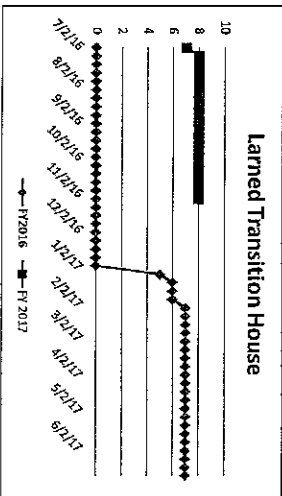
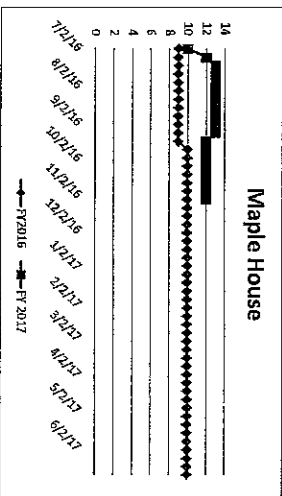
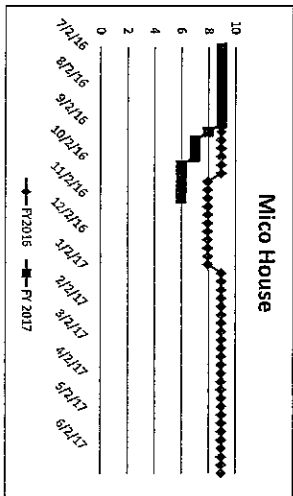


Larned State Hospital Weekly ADC  
 Sunday to Saturday  
 FY2014 - FY2015 - FY2016 - FY2017  
 Sexual Predator Treatment Program

	FY 2016		FY 2017				
7/6/13	224	7/5/14	227	7/2/15	227	7/2/16	234
7/13/13	225	7/12/14	228	7/11/15	228	7/8/16	282
7/20/13	225	7/19/14	228	7/18/15	228	7/18/16	281
7/27/13	225	7/26/14	229	7/25/15	229	7/29/16	282
8/3/13	222	8/2/14	230	8/1/15	233	7/30/16	282
8/10/13	218	8/8/14	228	8/6/15	221	8/6/16	283
8/17/13	218	8/16/14	228	8/15/15	222	8/13/16	283
8/24/13	218	8/23/14	228	8/22/15	227	8/20/16	283
8/31/13	218	8/30/14	228	8/29/15	229	8/27/16	284
9/7/13	218	9/6/14	228	9/5/15	230	9/3/16	284
9/14/13	221	9/13/14	228	9/12/15	229	9/10/16	285
9/21/13	222	9/20/14	227	9/19/15	229	9/17/16	285
9/28/13	222	9/27/14	228	9/26/15	228	9/24/16	285
10/5/13	222	10/4/14	229	10/3/15	230	10/1/16	285
10/12/13	222	10/11/14	229	10/10/15	231	10/8/16	285
10/19/13	222	10/18/14	228	10/17/15	231	10/15/16	285
10/26/13	221	10/25/14	228	10/24/15	234	10/22/16	285
11/2/13	222	11/1/14	229	11/7/15	234	11/5/16	285
11/9/13	222	11/8/14	229	11/7/15	234	11/12/16	285
11/16/13	222	11/15/14	229	11/14/15	235	11/19/16	285
11/23/13	223	11/22/14	231	11/21/15	237	11/26/16	285
11/30/13	223	11/29/14	231	11/28/15	237	11/28/16	285
12/7/13	223	12/6/14	230	12/5/15	237	12/2/16	285
12/14/13	224	12/13/14	230	12/12/15	236	12/10/16	285
12/21/13	224	12/20/14	228	12/19/15	236	12/17/16	285
12/28/13	224	12/27/14	228	12/26/15	236	12/24/16	285
1/4/14	224	1/3/15	228	1/2/16	237	12/31/16	285
1/11/14	224	1/10/15	228	1/9/16	232	1/7/17	285
1/18/14	224	1/17/15	227	1/16/16	231	1/14/17	285
1/25/14	224	1/24/15	226	1/23/16	231	1/21/17	285
2/1/14	223	1/31/15	225	1/30/16	232	1/28/17	285
2/8/14	223	2/7/15	225	2/6/16	231	1/28/17	285
2/15/14	223	2/14/15	226	2/13/16	231	2/4/17	285
2/22/14	223	2/21/15	226	2/20/16	230	2/11/17	285
3/1/14	223	2/28/15	226	2/27/16	231	2/18/17	285
3/8/14	223	3/7/15	226	3/6/16	232	2/25/17	285
3/15/14	223	3/14/15	226	3/12/16	232	3/4/17	285
3/22/14	224	3/21/15	228	3/19/16	232	3/11/17	285
3/29/14	225	3/28/15	229	3/26/16	233	3/18/17	285
4/5/14	224	4/4/15	223	4/2/16	231	3/25/17	285
4/12/14	225	4/11/15	229	4/9/16	231	4/1/17	285
4/19/14	223	4/18/15	231	4/16/16	231	4/8/17	285
4/26/14	223	4/25/15	229	4/23/16	233	4/15/17	285
5/3/14	224	5/2/15	229	4/30/16	233	4/22/17	285
5/10/14	223	5/9/15	229	5/7/16	233	4/29/17	285
5/17/14	228	5/16/15	231	5/14/16	233	5/6/17	285
5/24/14	228	5/23/15	230	5/21/16	233	5/13/17	285
5/31/14	224	5/30/15	230	5/28/16	233	5/20/17	285
6/7/14	225	6/6/15	230	6/4/16	233	5/27/17	285
6/14/14	226	6/13/15	229	6/11/16	233	6/3/17	285
6/21/14	226	6/20/15	229	6/18/16	233	6/10/17	285
6/28/14	227	6/27/15	228	6/25/16	233	6/17/17	285



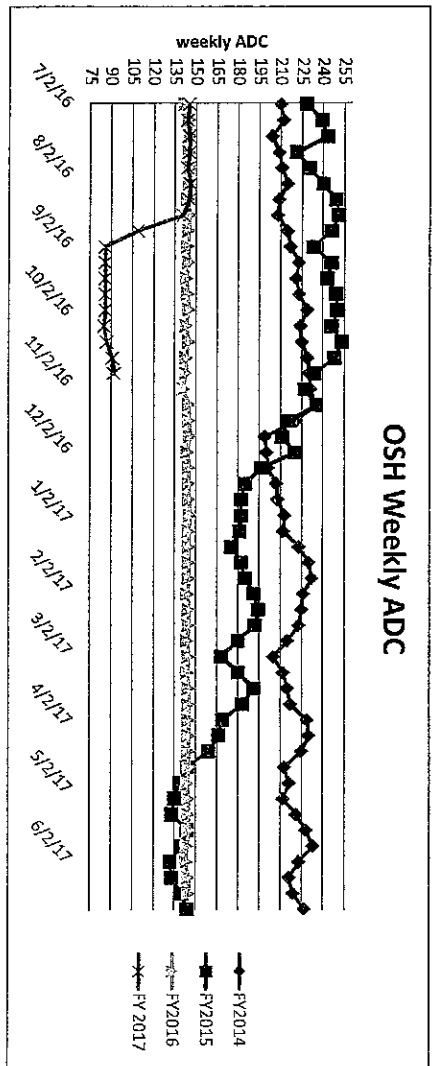
Mico House		Maple House		Larned Transition House	
7/4/15	9	7/29/16	9	7/2/16	10
7/18/15	9	7/18/16	9	7/18/16	12
7/25/15	9	7/23/16	9	7/23/16	13
8/1/15	9	7/30/16	9	7/30/16	13
8/8/15	9	8/6/16	9	8/6/16	13
8/15/15	9	8/13/16	9	8/13/16	13
8/22/15	9	8/20/16	9	8/20/16	13
8/29/15	9	8/27/16	9	8/27/16	13
9/5/15	9	9/3/16	9	9/3/16	13
9/12/15	9	9/10/16	9	9/10/16	12
9/19/15	9	9/17/16	9	9/17/16	12
9/26/15	9	9/24/16	9	9/24/16	12
10/3/15	9	10/1/16	9	10/1/16	12
10/10/15	9	10/8/16	9	10/8/16	12
10/17/15	9	10/15/16	9	10/15/16	12
10/24/15	8	10/22/16	6	10/22/16	12
10/31/15	8	10/29/16	6	10/29/16	12
11/7/15	8	11/5/16	6	10/31/15	12
11/14/15	8	11/12/16	6	11/7/15	12
11/21/15	8	11/19/16	6	11/14/15	12
11/28/15	8	11/26/16	6	11/21/15	12
12/5/15	8	12/3/16	6	11/28/15	12
12/12/15	8	12/10/16	6	12/5/15	12
12/19/15	8	12/17/16	6	12/12/15	12
12/26/15	8	12/24/16	6	12/19/15	12
1/2/16	8	12/31/16	6	12/26/15	12
1/9/16	8	1/7/17	6	1/2/16	5
1/16/16	9	1/14/17	6	1/9/16	6
1/23/16	9	1/21/17	6	1/16/16	6
1/30/16	9	1/28/17	6	1/23/16	6
2/6/16	9	2/4/17	6	1/30/16	6
2/13/16	9	2/11/17	6	2/6/16	7
2/20/16	9	2/18/17	6	2/13/16	7
2/27/16	9	2/25/17	6	2/20/16	7
3/5/16	9	3/4/17	6	2/27/16	7
3/12/16	9	3/11/17	6	3/5/16	7
3/19/16	9	3/18/17	6	3/12/16	7
3/26/16	9	3/25/17	6	3/19/16	7
4/2/16	9	4/1/17	6	3/26/16	7
4/9/16	9	4/8/17	6	4/2/16	7
4/16/16	9	4/15/17	6	4/9/16	7
4/23/16	9	4/22/17	6	4/16/16	7
4/30/16	8	4/29/17	6	4/23/16	7
5/7/16	9	5/6/17	6	4/30/16	7
5/14/16	9	5/13/17	6	5/7/16	7
5/21/16	9	5/20/17	6	5/14/16	7
5/28/16	9	5/27/17	6	5/21/16	7
6/4/16	9	6/3/17	6	5/28/16	7
6/11/16	9	6/10/17	6	6/4/16	7
6/18/16	9	6/17/17	6	6/11/16	7
6/25/16	9	6/24/17	6	6/18/16	7
				6/25/16	7





Osawatomi State Hospital Weekly ADC  
 Sunday to Saturday  
 FY2014 - FY2015 - FY2016 - FY2017


	FY 2016			FY2017			
7/6/13	210	7/5/14	228	7/4/15	142	7/2/16	145
7/13/13	212	7/12/14	239	7/1/15	145	7/9/16	144
7/20/13	204	7/19/14	243	7/18/15	146	7/16/16	145
7/27/13	209	7/26/14	221	7/25/15	145	7/23/16	145
8/3/13	211	8/2/14	230	8/1/15	146	7/30/16	144
8/10/13	215	8/9/14	240	8/8/15	145	8/6/16	146
8/17/13	209	8/16/14	249	8/15/15	144	8/13/16	145
8/24/13	208	8/23/14	251	8/22/15	145	8/20/16	141
8/31/13	215	8/30/14	246	8/29/15	145	8/27/16	109
9/7/13	217	9/6/14	233	9/5/15	144	9/3/16	86
9/14/13	223	9/13/14	246	9/12/15	145	9/10/16	86
9/21/13	221	9/20/14	249	9/19/15	144	9/17/16	86
9/28/13	223	9/27/14	249	9/26/15	144	9/24/16	86
10/5/13	229	10/4/14	250	10/3/15	145	10/1/16	86
10/12/13	224	10/11/14	246	10/10/15	143	10/8/16	85
10/19/13	225	10/18/14	253	10/17/15	145	10/15/16	87
10/26/13	229	10/25/14	248	10/24/15	143	10/22/16	91
11/2/13	230	11/1/14	234	10/31/15	143	10/29/16	92
11/9/13	231	11/8/14	227	11/7/15	141	11/5/16	
11/16/13	235	11/15/14	235	11/14/15	145	11/12/16	
11/23/13	221	11/22/14	215	11/21/15	145	11/19/16	
11/30/13	199	11/29/14	211	11/28/15	146	11/26/16	
12/7/13	200	12/6/14	220	12/5/15	144	12/3/16	
12/14/13	201	12/13/14	196	12/12/15	145	12/10/16	
12/21/13	207	12/20/14	185	12/19/15	145	12/17/16	
12/28/13	208	12/27/14	182	12/26/15	145	12/24/16	
1/4/14	213	1/3/15	182	1/2/16	146	12/31/16	
1/11/14	212	1/10/15	181	1/9/16	145	1/7/17	
1/18/14	223	1/17/15	175	1/16/16	145	1/14/17	
1/25/14	230	1/24/15	182	1/23/16	145	1/21/17	
2/1/14	232	1/31/15	186	1/30/16	145	1/28/17	
2/8/14	226	2/7/15	191	2/6/16	144	2/4/17	
2/15/14	225	2/14/15	194	2/13/16	145	2/11/17	
2/22/14	223	2/21/15	192	2/20/16	145	2/18/17	
3/1/14	215	2/28/15	180	2/27/16	144	2/25/17	
3/8/14	205	3/7/15	168	3/5/16	145	3/4/17	
3/15/14	212	3/14/15	180	3/12/16	144	3/11/17	
3/22/14	215	3/21/15	191	3/19/16	145	3/18/17	
3/29/14	217	3/28/15	183	3/26/16	145	3/25/17	
4/5/14	229	4/4/15	169	4/2/16	145	4/1/17	
4/12/14	230	4/11/15	166	4/9/16	145	4/8/17	
4/19/14	225	4/18/15	159	4/16/16	145	4/15/17	
4/26/14	213	4/25/15	144	4/23/16	145	4/22/17	
5/3/14	216	5/2/15	139	4/30/16	144	4/29/17	
5/10/14	212	5/9/15	135	5/7/16	145	5/6/17	
5/17/14	221	5/16/15	133	5/14/16	145	5/13/17	
5/24/14	228	5/23/15	144	5/21/16	145	5/20/17	
5/31/14	233	5/30/15	140	5/28/16	144	5/27/17	
6/7/14	223	6/6/15	132	6/4/16	143	6/3/17	
6/14/14	216	6/13/15	133	6/11/16	145	6/10/17	
6/21/14	219	6/20/15	140	6/18/16	145	6/17/17	
6/28/14	227	6/27/15	144	6/25/16	145	6/24/17	



Combined census for FMHIF and OSH for 2014


7/2/16  
7/9/16  
7/16/16  
7/23/16  
7/30/16  
8/6/16  
8/13/16  
8/20/16  
8/27/16  
9/3/16  
9/10/16  
9/17/16  
9/24/16  
10/1/16  
10/8/16  
10/15/16  
10/22/16  
10/29/16  
11/5/16  
11/12/16  
11/19/16  
11/26/16  
12/3/16  
12/10/16  
12/17/16  
12/24/16  
12/31/16  
1/7/17  
1/14/17  
1/21/17  
1/28/17  
2/4/17  
2/11/17  
2/18/17  
2/25/17  
3/4/17  
3/11/17  
3/18/17  
3/25/17  
4/1/17  
4/8/17  
4/15/17  
4/22/17  
4/29/17  
5/6/17  
5/13/17  
5/20/17  
5/27/17  
6/3/17  
6/10/17  
6/17/17  
6/24/17

8  
39  
56  
58  
57  
54  
52  
50  
52  
49  
47



11/8/2017 4:23:23

7/2/16	145
7/9/16	144
7/16/16	145
7/23/16	145
7/30/16	144
8/6/16	146
8/13/16	145
8/20/16	149
8/27/16	148
9/3/16	141
9/10/16	144
9/17/16	143
9/24/16	140
10/1/16	138
10/8/16	135
10/15/16	138
10/22/16	140
10/29/16	140
1/5/16	-
1/12/16	-
1/19/16	-
1/26/16	-
2/3/16	-
2/10/16	-
2/17/16	-
2/24/16	-
3/1/16	-
3/8/16	-
3/15/16	-
3/22/16	-
3/29/16	-
4/5/16	-
4/12/16	-
4/19/16	-
4/26/16	-
5/3/16	-
5/10/16	-
5/17/16	-
5/24/16	-
5/31/16	-
6/7/16	-
6/14/16	-
6/21/16	-
6/28/16	-
7/5/16	-
7/12/16	-
7/19/16	-
7/26/16	-
8/2/16	-
8/9/16	-
8/16/16	-
8/23/16	-
8/30/16	-
9/6/16	-
9/13/16	-
9/20/16	-
9/27/16	-
10/4/16	-
10/11/16	-
10/18/16	-
10/25/16	-







# Kansas Department for Aging and Disability Services State Hospital Weekly Vacancy Rate

Hospital & Position	Week November 9, 2016 - November 16, 2016				Total FTEs	Vacancy Rate %
	FTEs	Filled (Include FMLA, W/C)	Vacant (No Incumbent)	Total of Filled + Vacant =		
OSH	32	30	2	32	6.3%	
Safety & Security Officer	18	13	5	18	27.8%	
Physician	56	45	11	56	19.6%	
RN	24	11	13	24	54.2%	
RN Temp (PRN)	33	8	25	33	75.8%	
LPN	19	4	15	19	78.9%	
LPN Temp	15	11	4	15	26.7%	
LMHT	136.5	124	12.5	136.5	9.2%	
MHDD Technician	11	4	7	11	63.6%	
MHDD Technician- Temp						
Agency Staff	Current Headcount	Hired	Hiring in Progress	Total Percentage to Vacancy		
RNs	25	0	0	0.4%		
LPNs	8	0	0	0.2%		
CNAs	0	0	0	0.0%		

<b>Turnover Rate For Week November 9, 2016 - November 16, 2016</b>	
Positions on this Report	1%

<b>Turnover Rate For Week November 9, 2016 - November 16, 2016</b>	
All Hospital Positions	0.39%

Break Down For Week November 9, 2016 - November 16, 2016									
On Leave (FMLA, W/C No Vacations)	Terms	Hires	Have not completed the Application Process	Ready to be set up for Interview	Interviewed Offer Pending	Offer Made & Accepted			
2	0	0	0	0	0	0			
0	0	0	0	0	0	0			
3	1	0	0	0	1	1			
0	0	0	0	0	0	0			
1	0	0	0	0	0	0			
0	0	0	0	0	0	0			
1	0	0	0	0	0	0			
11	1	0	1	0	8	3			
0	0	0	0	0	0	0			

<b>Overall Average Vacancy Rate</b>	
All Hospital Positions	31%



# Kansas Department for Aging and Disability Services State Hospital Weekly Vacancy Rate

Hospital & Position	Week: November 9, 2016 - November 16, 2016				
LSH	FTE's	Filled (Include FMLA, W/C)	Vacant (No Incumbent)	Total of Filled + Vacant = FTE's	Vacancy Rate %
Safety & Security Officer	60	47	13	60	21.7%
Physician	15	6	9	15	60.0%
RN	104	76	28	104	26.9%
RN Temp (PRN)	10	7	3	10	30.0%
LPN	65	21	44	65	67.7%
LPN Temp	6	5	1	6	16.7%
LMHT	13	6	7	13	53.8%
MHDD Technician	361	277	84	361	23.3%
MHDD Technician-Temp	31	27	4	31	12.9%
<b>Agency Staff:</b>	<b>Current Headcount</b>	<b>Hired</b>	<b>Hiring in Progress</b>	<b>Total Percentage to Vacancy</b>	
RN's	23	0	2	0.2%	
LPN's	18	0	0	3.5%	
CNA's	6	0	0	0.0%	

<b>Turnover Rate For Week November 9, 2016 - November 16, 2016</b>	
Positions on this Report	29.02%
<b>All Hospital Positions</b>	36%

Break Down For Week November 9, 2016 - November 16, 2016						
On Leave (FMLA; W/C No Vacations)	Terms	Hires	Have not completed the Application Process	Ready to be set up for Interview	Interviewed Offer Pending	Offer Made & Accepted
0	0	0	4	4	1	2
0	0	0	0	0	0	0
0	0	0	0	1	0	1
0	0	0	0	0	0	0
0	0	0	2	2	0	0
0	0	0	0	0	0	0
0	0	0	0	0	0	0
0	1	0	17	8	7	6
0	0	0	1	0	1	0

<b>Overall Average Vacancy Rate</b>	
All Hospital Positions	36%