



KDOC Overview Presentation to: Senate Judiciary Committee

January 22, 2013

Secretary Ray Roberts

Kansas Department of Corrections

KDOC FOCUS

- **Protect public safety** through **reduced recidivism**, offender success, and sound security practices
- **Identify the driving cost of corrections** and develop efficient management strategies
- **Manage the rising prison population** by developing expansion options and increasing the provision of evidence-based programs
- **Promote collaborative relationships**

Challenges

- Rising Prison Population
- Increasing Number of Probation Revocations
- Increase in Security Threat Groups in Facilities
- Increase in Mentally Ill Population
- Shortage of Segregation Beds
- Increasing Cost for Facility-Based Health Care
- Increase in Aging Population Needing Assisted Daily Living Services
- Increasing Caseloads for Parole Services

KDOC Recidivism Rates

Recidivism rates are calculated based on returns to prison after 36 months for both conditional violations and new offenses.

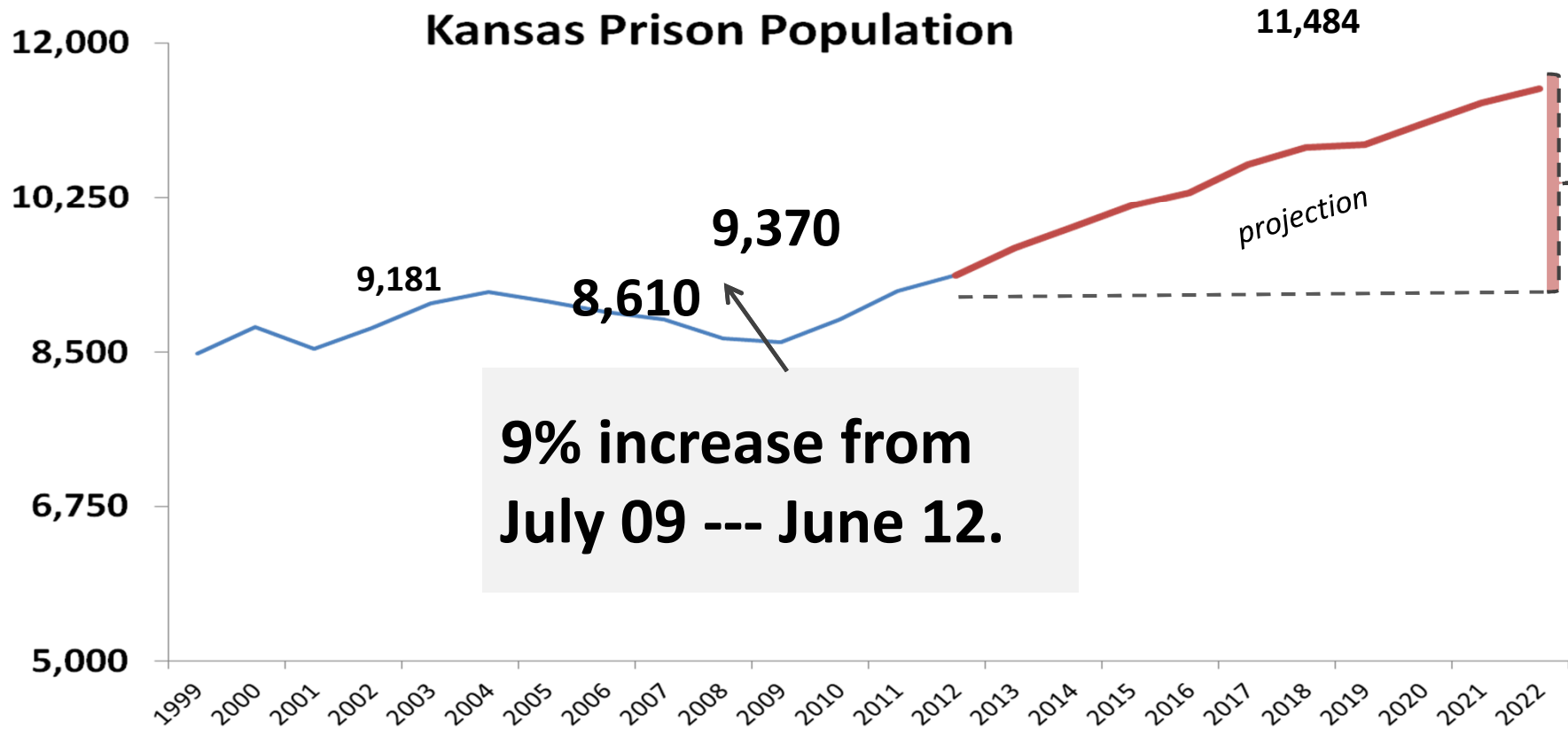
	CY 2000	CY 2005	CY 2006	CY 2007	CY2008
Recidivism	56.7%	38.62%	34.18%	32.90%	33.64%
No Return	43.3%	61.38%	65.82%	67.10%	66.36%

	CY 2000	CY 2005	CY 2006	CY 2007	CY2008
New Convictions		12.23%	13.21%	12.62%	13.99%
Conditional Violation		26.38%	20.97%	20.28%	19.65%

Recidivism Rates (2008 Releases)

- Overall Recidivism Rate for Kansas **33.7%**
- Males – **31.1%** vs. Females – **20.3%**
- High risk offenders - **39%**
- Moderate risk offenders – **28.4%**
- Low risk offenders – **15.8%**
- Sex offenders – **41.8%** overall – **38.4%** for conditional violations and **3.5%** for new offenses
- Mental health level (4-7) offenders – **35.8%**

KDOC Prison Population to increase 23% over 10 years



Source: Kansas Sentencing Commission, 2013
Prison Population Projection, Aug. 2012.

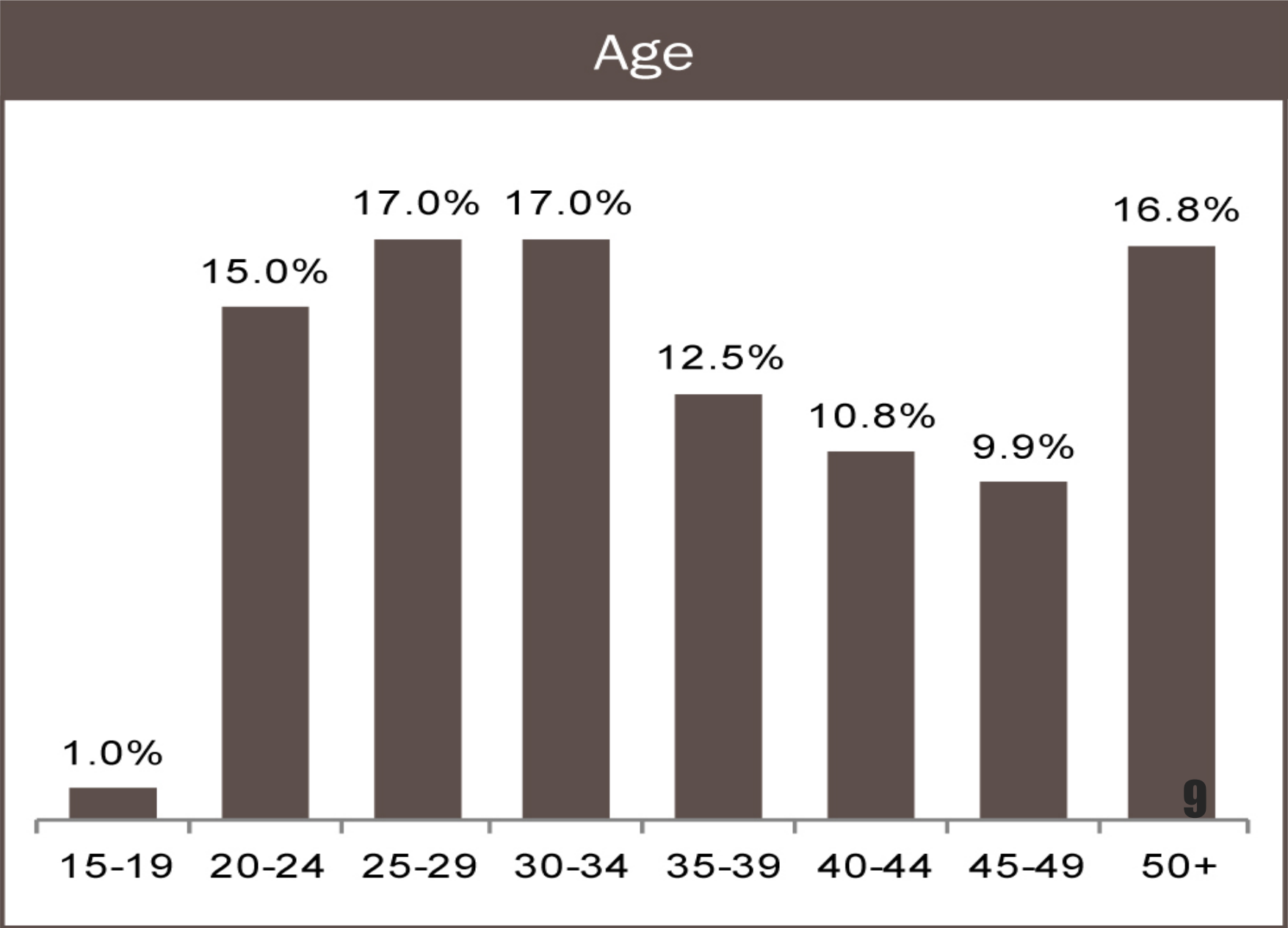
KDOC Prison Population

- On 12-31-12, the **prison population was 9,494** with a capacity of 9,364.
- **Male** population is 206 over capacity
- **Female** population is 719 and by the end of FY 14 will grow to 811
- Kansas has a higher % of incarcerated violent offenders, a lower percentage of property offenders, and a slightly higher number of drug offenders.
- **Projected 10 year population increase of 2,114**

Cost Per Inmate: KDOC Facilities

0	Average Daily Population (ADP)	Total Expenditures	Annual Cost Per Inmate	Daily Cost Per Inmate
El Dorado	1,400	\$35,551,588	\$25,394	\$69.57
Ellsworth	877	\$19,947,556	\$22,738	\$62.30
Hutchinson	1,801	\$42,559,595	\$23,631	\$64.74
Lansing	2,405	\$56,316,058	\$23,416	\$64.15
Larned	432	\$12,612,058	\$29,195	\$79.99
Norton	835	\$21,112,766	\$25,285	\$69.27
Topeka	712	\$19,301,048	\$27,108	\$74.27
Winfield	800	\$18,329,368	\$22,912	\$62.77
Total	9,262	\$225,724,037	\$24,371	\$66.77

KDOC Offender Population



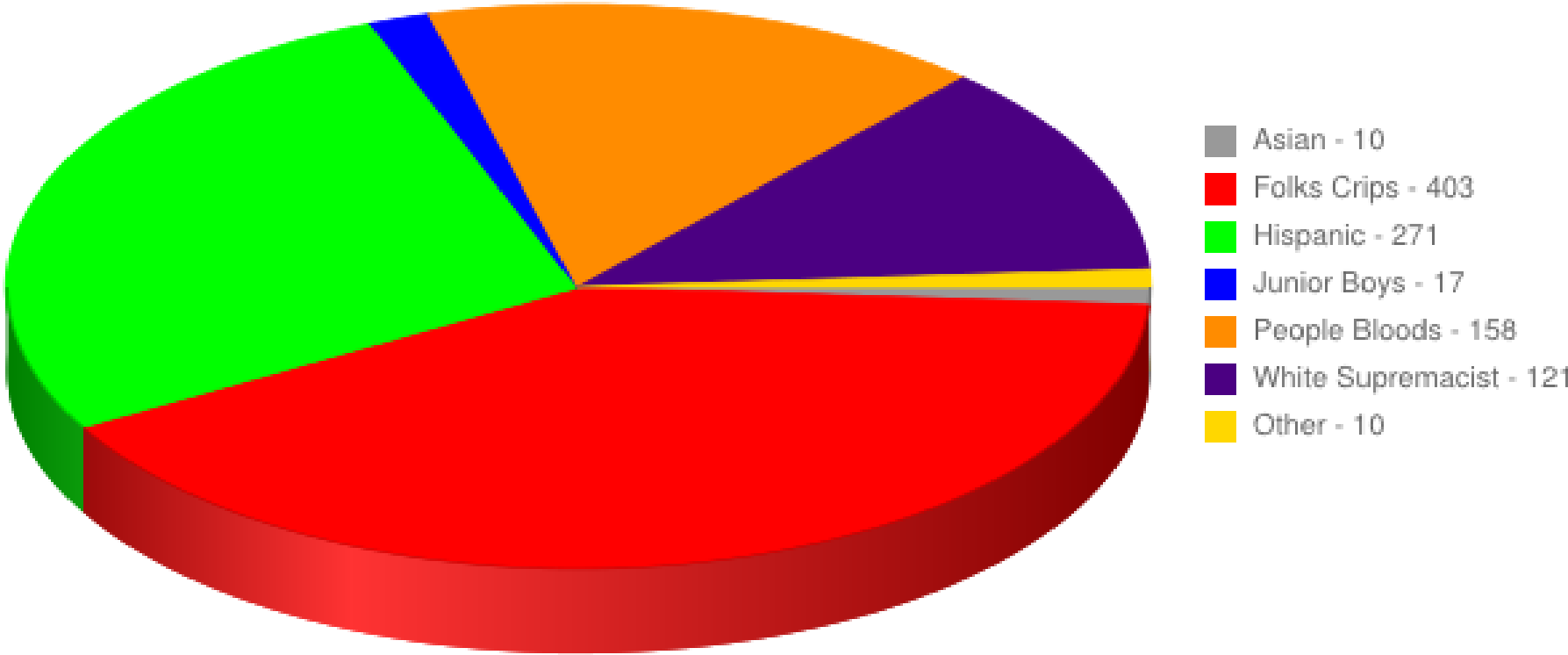
Security Threat Groups in Facilities

STG Breakdown for all Facilities

10-05-12

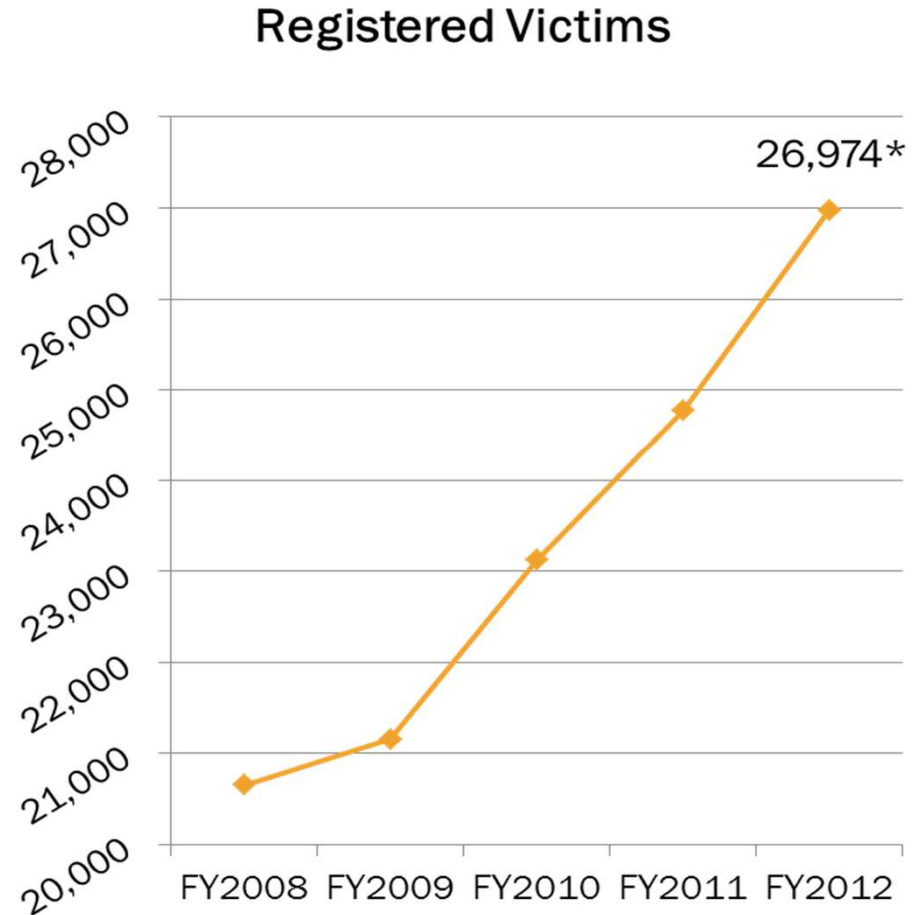
Total - 990

Total Facility Population: 9,496



KDOC Victim Services

- ▶ Notification
- ▶ Public Information about the offender
- ▶ Advocacy during decision making (i.e. reentry, placement in work release, offender programming)
- ▶ Victim/Offender Dialogue
- ▶ Tours
- ▶ Apology Letter Services
- ▶ Victim Impact Classes
- ▶ Assistance Navigating the System
- ▶ Wrap-Around Safety Planning
- ▶ Family Reintegration
- ▶ No Contact
- ▶ Consultant for facility and parole staff
- ▶ Referrals to Crime Victims Compensation, Community Advocacy Centers, Social Ser.
- ▶ Personalized, Confidential Webpage



***63% of offenders in KDOC custody have a registered victim**

What's Driving the Increasing Prison Population?

Kansas Faces Three Public Safety Challenges that also Contribute to Growth in the Corrections System

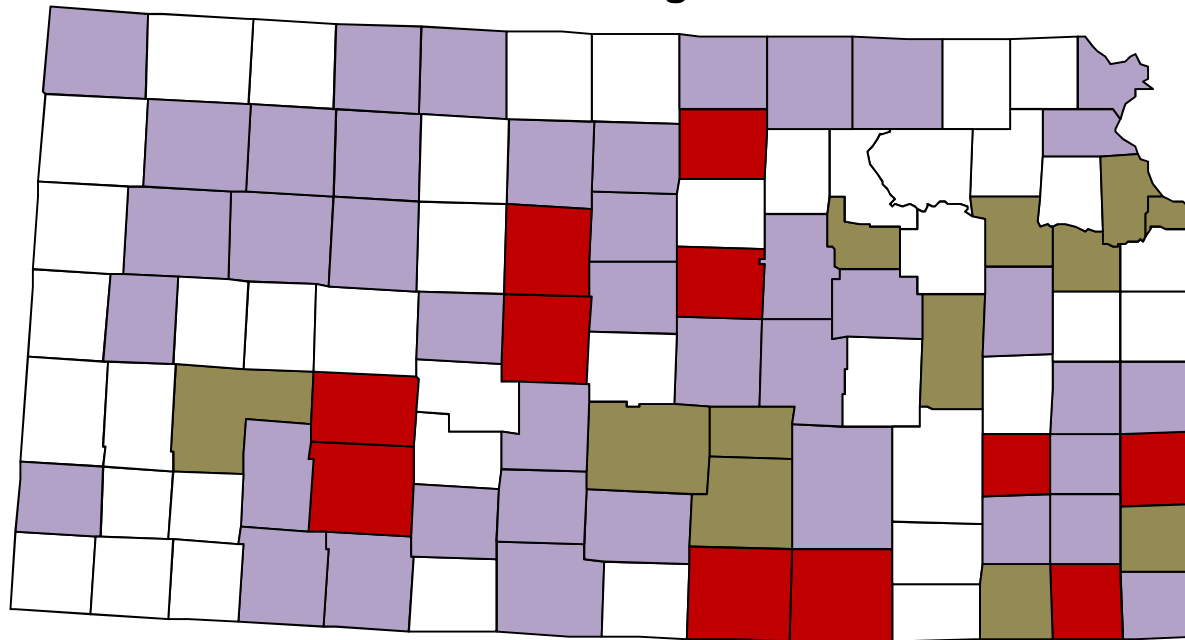
1 **Crime** – Statewide crime rate is lower than national averages, but law enforcement resources are challenged by rising or higher rates of crime in certain communities and with particular populations.

2 **Probation** – Kansas has taken steps to strengthen supervision in the community, but the locally-driven community corrections system's resources are now strained.

3 **Reentry** – Recidivism has fallen thanks to successful efforts, but opportunities exist to broaden these gains and better address the needs of victims.

64 of 105 Counties Have Increasing Crime or Rates Higher than the Statewide Average

● Increasing Crime
 ● Rates Higher than State Average
 ● Both



Butler

- Robbery

Cowley

- Agg. Assault
- Burglary
- Theft
- MV Theft

Saline

- Rape
- Agg. Assault

Leavenworth

- Agg. Assault
- Burglary

Reno

- Robbery
- Theft

Sedgwick

- Burglary

Shawnee

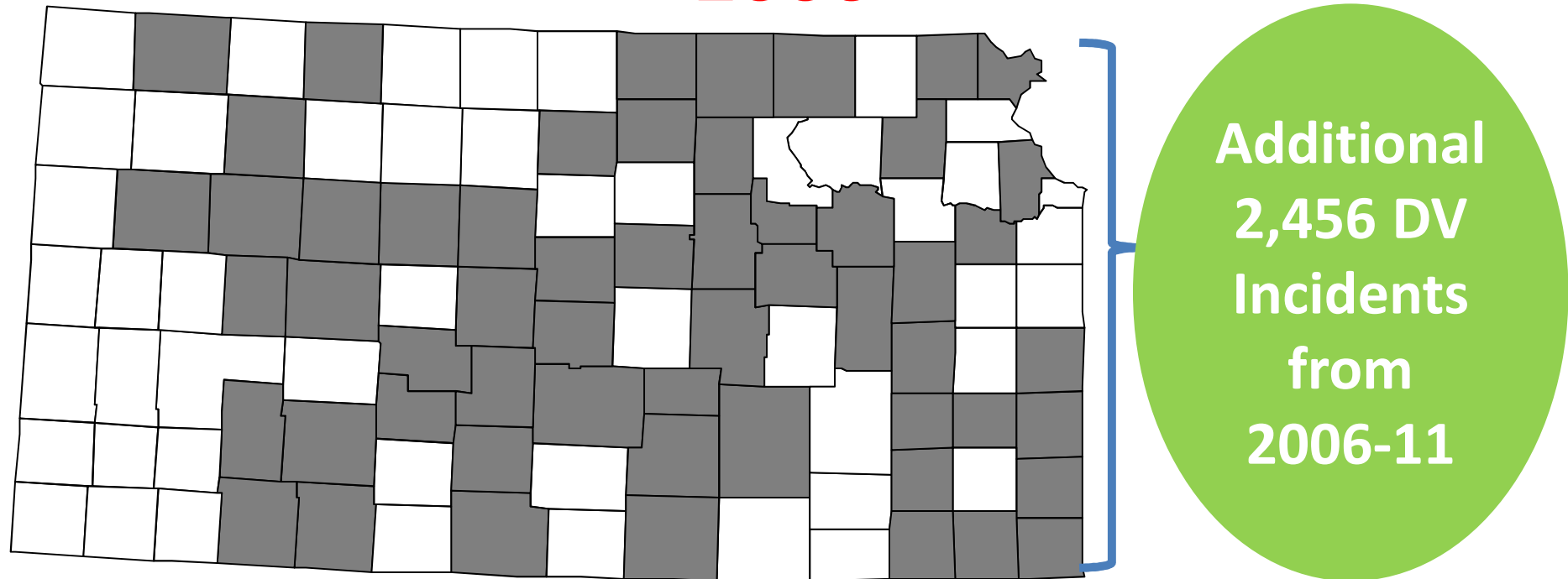
- Agg. Assault
- Burglary

Wyandotte

- Rape
- Burglary

Sources: Kansas Bureau of Investigation, Crime Statistics by Year.

56 of 105 Counties Had Increased Reports of Domestic Violence Since 2006



Counties experiencing increased reports of DV incidents accounted for a 19% increase from FY 2006 to FY 2011.

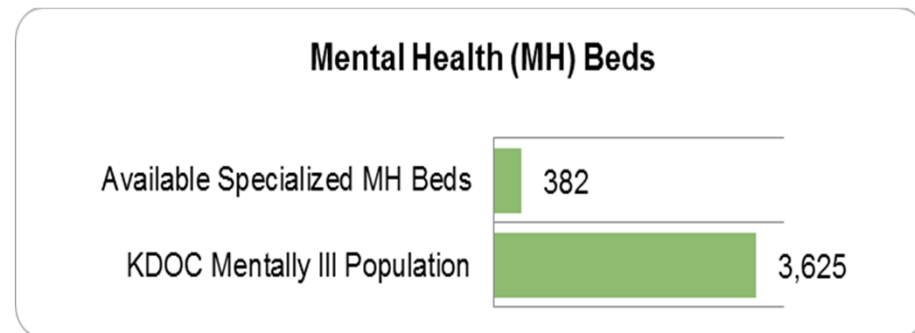
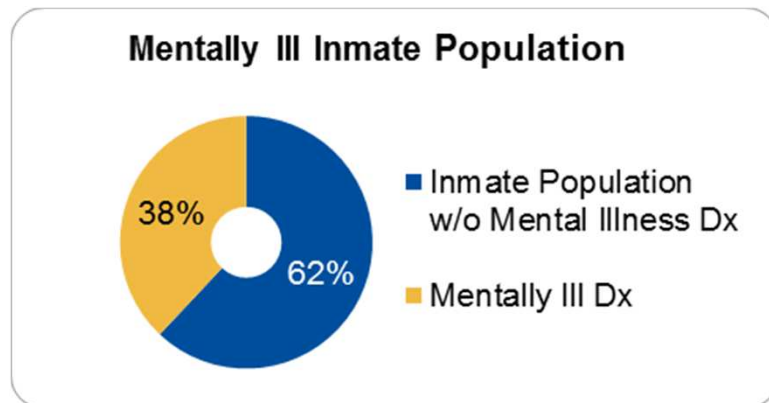
Understanding the Need for Behavioral Health Interventions

Key programmatic cornerstone is cognitive thinking skills

- **75%** of all inmates are moderate or high risk in education and employment
 - **66%** abuse drugs and alcohol
 - **33%** have a dependence/abuse diagnosis
- **66%** of revocations on parole are largely driven by drug or alcohol abuse
 - **38%** of the population is mentally ill

Mentally Ill


- Since 2006, the mentally ill population has increased by 126%.
- An additional 118 specialized beds will be needed in the next three years.
- Additional staffing cost for mental health intervention through FY 2018 is \$2,085,185.



**How do we address the
increasing prison
population?**

FY 2012 Releases

- **4,839** released
- **Four counties accounted for 59.5% of all in-state releases: Sedgwick County 1,110 - Johnson County 327 - Shawnee County 319 - Wyandotte County 309**
- **71%** released to supervision
- **49%** released to supervision with non-violent convictions (property, drug, other non-person felonies)



HB 2684 created a Justice Reinvestment Working Group to study criminal justice policies and recommend legislative changes to increase public safety, reduce recidivism and curb spending.

Justice Reinvestment Recommendations

1

Strengthen Probation Supervision – Ensure access to community-based programming for higher-risk people sentenced to probation supervision. Enable probation officers to use swift and certain responses to minor violations without a court hearing. Replace the costly & ineffective community corrections revocation process. Allow community corrections officers to prioritize higher-risk cases.

2

Successful Reentry – Remove the requirement that good time earned while incarcerated be added to the period of post-release supervision. Require post-release supervision upon reentry after a probation revocation.

3

Safer Communities – Deter crime and respond more appropriately to persons with mental illness.

Recidivism Reduction Program Dollars FY 13

Service	State General Fund	Fed Grants	Total
Employment/Education	\$2,389,793	-	\$ 2,389,793
Sex Offender Management and Treatment	\$1,828,534	-	\$ 1,828,534
Substance Abuse	\$1,015,150	\$299,172	\$ 1,314,322
Services for Mentally Ill	\$ 901,481	\$262,800	\$ 1,164,281
Reentry & Release Planning	\$ 795,430	-	\$ 795,430
Cognitive Services	\$ 741,261	-	\$ 741,261
Mentoring Services	\$ 533,043	\$ 160,000	\$ 693,043
Family/Parenting Services	\$ 372,132	-	\$ 372,132
Housing Services	\$ 228,848	-	\$ 228,848
Administration	\$206,073	-	\$ 206,073
TOTAL	\$9,011,745	\$721,972	\$9,733,717


Adult Offender Comprehensive Statewide Recidivism Reduction Program

DOJ Grant awarded Second Chance Act grant of \$1 million in October 2012

- Provides services for **80** mentally offenders in prisons & **50** high-or-moderate-risk offenders in community.
- **Supports KDOC's recidivism-reduction plan, providing:**
 - ❖ **Fidelity audits** of all skills-building classes/groups
 - ❖ **Cognitive services for Serious & Persistently Mentally Ill offenders** in three prisons
 - ❖ **Demonstration project in Saline County** with parole/community corrections working together to target high risk/need offenders
 - ❖ Support for the **Kansas Reentry Policy Council**
 - ❖ **Mentoring coordinators**
 - ❖ **Evaluation** of recidivism-reduction programs

Family-Based Adult Offender Substance Abuse Treatment Program – 20 female offenders & their families served per year


- *DOJ Grant awarded Second Chance Act grant in excess of \$300,000 in October 2012*
- This 2-year grant provides funds for intense case management, peer mentoring, substance abuse treatment, parenting and other services for female offenders and their minor children pre-and-post-release.
- **100%** of their children will have case plans
- **20** families will be placed at Ashby House in Salina for 6 months post-release to assist transition



Results First

Working with states to implement cutting edge cost-benefit analysis tools to help identify options that provide the best outcomes for citizens while improving states' fiscal health.

Helping states assess the costs and benefits of policy options and use that data to make decisions based on results



Consumer Reports-Style Guide

Policy/Program	Cost (per participant)	Net Long- term Benefits	Cost-Benefit Ratio
Thinking for a Change (T4C)	\$317	\$5,158	\$16.33
Offender Workforce Development Services (OWDS)	\$317	\$3,017	\$9.55
SB 123	\$3,625	\$9,021	\$2.50



- **1610** mentors matched with offenders leaving prison since July 2011
- Mentors provide a pro-social model and accountability